



SYNERGY


INNOVATIVE DIVING EQUIPMENT TRADING LLC

INSPIRING • ENGINEERING • INNOVATION


UAE • UK • INDIA • AZERBAIJAN



IMCA STANDARD STAND ALONE 60" DIVING DECOMPRESSION CHAMBER # DDC-5



Sr.	Description	Qty
1	Diving Decompression Chamber 60"/1500mm diameter, Twin Lock (Entry/main Lock, medical lock), gloss paint finish, fire retardent	1
2	Chamber control panel	1
3	Self operational stand alone unit, fully functional to IMCA standards	






SYNERGY
INNOVATIVE DIVING EQUIPMENT TRADING LLC

INSPIRING • ENGINEERING • INNOVATION

UAE • UK • INDIA • AZERBAIJAN

IMCA STANDARD STAND ALONE 60" DIVING DECOMPRESSION CHAMBER # DDC-5



CHAMBER ENTRY LOCK WITH ALL FITOUT AS BELOW




Sr.	Part Number	Description	Qty
1	SY-SP-V	Viewport	1
2	SY-350M-01	Amron avox hyperbaric bibs, dual hose ,350 msw rated	2
3	SY-7140-01	Amron led hyperbaric light unit	1
4	SY-3114	Amron internal talk back speaker	1
5	SY-SPT-550RC	Sound powered phone	1
6		Stainless Steel foldable seats	2
7		Aluminum checkered floor plate	1
8		Drain valve connected with flexible hoses for flushing	1
9		All valves and fittings as required	

CHAMBER MAIN LOCK WITH ALL FITOUT AS BELOW





CHAMBER MAIN LOCK WITH ALL FITOUT AS BELOW



Sr.	Part Number	Description	Qty
1	SY-SP-V	Viewport	2
2	SY-SP-VSY-240-FE	Amron Hyperbaric fire extinguisher	1
3	SY-CO2-SCR	Synergy Co2 scrubber unit, 12v, stainless steel	1
4	SY-350M-01	Amron avox hyperbaric bibs, dual hose , 350 msw rated	4
5	SY-7140-01	Amron led hyperbaric light unit	2
6	SY-3114	Amron talk back speaker internal	1
7	SY-CG-230	Internal caisson gauge, 0-230 fsw	1
8	SY-SPT-550RC	Dynalec sound powered phone	1
9	SY-UWC-325/P/E	Internal hyperbaric camera with view of main lock connected to monitor on chamber panel	1
10	SY-EP-4C	Electrical penetration	2
11	SY-FRM	Hyperbaric fire retardant mattress (one for each bed)	
12	SY-FRP	Fire retardant pillows (one for each bed)	1
13		Stainless Steel foldable beds	2
14		Aluminium checkered floor plate	2
15		Drain valve connected with flexible hoses for flushing	2
16		All valves and fittings as required	1
17		Air - all tubing will be stainless steel with brass fittings	1
18		Oxygen- all tubing will be tungum with brass fittings and O2 approved Teflon tape	

CHAMBER MEDICAL LOCK – STAINLESS STEEL WITH AUTOMATIC INTERLOCK



Sr.	Description	Qty
1	External Medical lock, stainless steel with easy to use handle (for open/ close)	1
2	Internal medical lock door, stainless steel	1
3	Automatic interlock (will lock external door under pressure) (door cannot be opened when interlock is engaged)	1
4	Equilization valve	1
5	Pressure gauge with valve (to show pressure inside medical lock)	1
6	Silencer	1


CHAMBER SHELL - DESIGN & AS BUILT STANDARDS

Sr.	Description
1	Dnv approved as built drawings
2	Pneumatic test witnessed / stamped by Dnv
3	Hydrostatic test witnessed / stamped by Dnv
4	Design code ASME SEC VIII DIV 1 - PVHO
5	Data plate stamped by Dnv / stamp on chamber lip along with serial number for identification
6	Dimensions of the DDC: (LXWXH) – 3796mm X 1500mm X 1687mm
7	Overall height including lifting eyes - 1798mm
8	Overall width including control panel - 1500mm
9	Material boiler steel working pressure - Shell - SA 516 GR.70 / Skid IS2062 GR.B
10	Test pressure - Hydro - 14.25 KGF / Pneumo - 10.25 KGF
11	Design Pressure - Internal - 9.5 KGF
12	Design Code - ASME SEC. VIII DIV-1, 2007 ADD 08 + ASME PVHO-1,2002

REV.	DESCRIPTION	REV. BY	CHK. BY	APP. BY	DATE
R12	ISSUE COPY OF DESIGN FROM 2007 TO 2014	SAH	NAH	DNV-GL	01/16/2015
R11	ISSUE COPY OF DESIGN FROM 2011 TO 2014	SAH	NAH	DNV-GL	01/16/2014
R10					
R01					

NO.	DESCRIPTION	QTY	UNIT	REMARKS
1	SA 516 GR.70 SHELL	1	PCS	
2	SA 516 GR.70 SKID	1	PCS	
3	SA 516 GR.70 FLANGE	1	PCS	
4	SA 516 GR.70 GASKET	1	PCS	
5	SA 516 GR.70 BOLT	1	PCS	
6	SA 516 GR.70 NUT	1	PCS	
7	SA 516 GR.70 WELD	1	PCS	
8	SA 516 GR.70 WELD	1	PCS	
9	SA 516 GR.70 WELD	1	PCS	
10	SA 516 GR.70 WELD	1	PCS	
11	SA 516 GR.70 WELD	1	PCS	
12	SA 516 GR.70 WELD	1	PCS	
13	SA 516 GR.70 WELD	1	PCS	
14	SA 516 GR.70 WELD	1	PCS	
15	SA 516 GR.70 WELD	1	PCS	
16	SA 516 GR.70 WELD	1	PCS	
17	SA 516 GR.70 WELD	1	PCS	
18	SA 516 GR.70 WELD	1	PCS	
19	SA 516 GR.70 WELD	1	PCS	
20	SA 516 GR.70 WELD	1	PCS	
21	SA 516 GR.70 WELD	1	PCS	
22	SA 516 GR.70 WELD	1	PCS	
23	SA 516 GR.70 WELD	1	PCS	
24	SA 516 GR.70 WELD	1	PCS	
25	SA 516 GR.70 WELD	1	PCS	
26	SA 516 GR.70 WELD	1	PCS	
27	SA 516 GR.70 WELD	1	PCS	
28	SA 516 GR.70 WELD	1	PCS	
29	SA 516 GR.70 WELD	1	PCS	
30	SA 516 GR.70 WELD	1	PCS	
31	SA 516 GR.70 WELD	1	PCS	
32	SA 516 GR.70 WELD	1	PCS	
33	SA 516 GR.70 WELD	1	PCS	
34	SA 516 GR.70 WELD	1	PCS	
35	SA 516 GR.70 WELD	1	PCS	
36	SA 516 GR.70 WELD	1	PCS	
37	SA 516 GR.70 WELD	1	PCS	
38	SA 516 GR.70 WELD	1	PCS	
39	SA 516 GR.70 WELD	1	PCS	
40	SA 516 GR.70 WELD	1	PCS	
41	SA 516 GR.70 WELD	1	PCS	
42	SA 516 GR.70 WELD	1	PCS	
43	SA 516 GR.70 WELD	1	PCS	
44	SA 516 GR.70 WELD	1	PCS	
45	SA 516 GR.70 WELD	1	PCS	
46	SA 516 GR.70 WELD	1	PCS	
47	SA 516 GR.70 WELD	1	PCS	
48	SA 516 GR.70 WELD	1	PCS	
49	SA 516 GR.70 WELD	1	PCS	
50	SA 516 GR.70 WELD	1	PCS	

CHAMBER CONTROL PANEL – INCLUDING HP MANAGEMENT PANEL



0-230 fsw/70 msw Depth gauge, 6", 0.25 % accuracy, mirror scale, with calibration point ,
Entry lock, Color coded **Red**



1 x 0-230 fsw/70 msw Depth gauge, 6", 0.25 % accuracy, mirror scale, with calibration point ,
Main lock, Color coded **Green**




1 x 0-70 fsw/21 msw Depth gauge, 8.5", 0.25 % accuracy, mirror scale, with calibration point ,
Therapeutic, Color coded **Black**



Sr.	Part Number	Description	Qty
1	SY-PRO-O2	Oxygen analyzer (O2) with high low alarm connected with a Dwyer VFA 22 BV flow meter to chamber (can read from both entry and main lock by opening valve as required)	1
2	SY-PRO-CO2	Carbon dioxide analyzer (CO2) with high alarm connected with a Dwyer VFA 22 BV flow meter to chamber (can read from both entry and main lock by opening valve as required)	1
3	SY-PG-O2-2.5-500	Gauge for oxygen supply to chamber (oxygen approved gauge)	1
4	SY-PG-A-2.5-500	Gauge for low Pressure air supply to chamber	1
5	SY-2820A-02	chamber communicator, Amron (with push to talk microphone)	1
6	SY-873-400	Option 1 Aqua environment high pressure regulator w/gauges	
7	SY-SPT-550RC	Dynalec sound powered phone (connected to entrance/main lock spt)	1
8	SYTRAN220/24/12	(2 x 24v, 2 x 12v, switch for emergency battery power)	1
9	SY-UPS-1500-STD	Power supply to chamber through 1500VA UPS as backup	1
10	All inlet and outlet connections provided on the panel frame itself		

CHAMBER CONTROL PANEL HOSE CONNECTION



Sr.	Description
1	ML/EL Bibs Exhaust
2	Medical Oxygen for Bibs Inlet
3	HP Inlet
4	LP Inlet
5	Chamber Exhaust

ORDERING INFORMATION

Sr.	Part Number	Description
1	SY-DDC4-D023	STAND ALONG DIVING DECOMPRESSION CHAMBER, FULLY PLUMBED INCLUDING PIPING AND ELECTRICALS, READY FOR INSTALLATION ON BOARD VESSELS, CONTAINERS OR PURPOSE MADE HOUSINGS

BESPOKE DESIGNS - ANY CONFIGURATION AS PER CLIENT REQUIREMENT

BUREAU VERITAS CLASS CERTIFICATE PROVIDED WITH EACH DDC

Industry & Facilities Division
Third Party Inspection Report

Page 1 of 6

INSPECTION REPORT Nr: DBA 4.21.324/IR-10 Revision Nr: 0

Initial Interim Final Revisors

Inspection required by: **MS. SYNERGY INNOVATIVE DIVING EQUIPMENT TRADING**

Inspection performed as Recognised Authority: Yes, (Recognition) No

BV Job Nr: DBA 4.21.324

Project: **THIRD PARTY INSPECTION SERVICE** IPO Ref (if applicable): 6121961-1002 (EU Internal Proj)

BV Client: **MS. SYNERGY INNOVATIVE DIVING EQUIPMENT TRADING** P/O nr: Email Confirmation (client to BV)

Manufacturer/Vendor: **MS. SYNERGY INNOVATIVE DIVING EQUIPMENT TRADING** P/O nr: TBA (client to Manufacturer)

Sub-Vendor (if applicable): n/a

Inspection Location: **SYNERGY INNOVATIVE DIVING EQUIPMENT TRADING, Al Ques, Dubai** Previous Inspection (if applicable): N/A (Date)

Inspection performed on: **01.04.2021** Next Inspection (if applicable): TBA (Date)

MATERIAL / SUBJECT OF INSPECTION	ITEM / TAG Nr	QTY As per P/O	QTY Offered for inspection
60" Diving decompression chamber / Pneumatic over pressure test	Serial No: MEW/640ADC Model 2	01	01

A - INSPECTION RESULT

Satisfactory (Without comments) Satisfactory with comments (Any of trailing Punches or Non Conformity items is still open) Not Satisfactory (NCR raised during the inspection)

Inspection Summary: (for details refer to section E)

Witness of pneumatic over pressure test of 60" Diving decompression chamber @151 psi Serial No.: MEW/640ADC Model 2 as per Annexure -01 and found satisfactory.

Open Non Conformities: Yes, details in section G No

Open Punch List Items: Yes, details in section H No

Release Note Issued: Yes, number(s): (Release Note number) No

BV Traceability Stamping: Yes, No

GM-SI-101 INSP002-En Rev. 3 Copyright Bureau Veritas 10/2019

This template is intended exclusively when BV is acting as 3rd party inspection body. The use of present template is forbidden in the frame of 2nd party services where Client specification and templates must be used.

Industry & Facilities Division
Third Party Inspection Report

Page 2 of 6

INSPECTION REPORT Nr: DBA 4.21.324/IR-10 Revision Nr: 0

BV Inspector: **Pranam P Kumar** BV Coordinator: **Santhosh Patil** (Name and Signature)

BV Office: **Dubai** Inspection Report Date: **01.04.2021**

Distribution: CLIENT BV MANUFACTURER OTHER: Attachments Report: Yes, details in section J No

B - REFERENCE DOCUMENTATION: Refer to attachment section J instead (indicate if separate document list is provided in attachment)

Title	Reference n°	Rev.	Approval Status	Approved by	Date
Diving Equipment System Inspection Guidance	IMCA D023	01	Approved	Synergy	January 2014
Pneumatic Over Pressure Test	SSELQMSM-01	02	Approved	Synergy	May 2016

C - ATTENDEES

Name	Position	Representing
Mr. Ajal S Siddiqui	Technical Supervisor	Synergy
Mr. Pranam P Kumar	Inspector	Bureau Veritas

D - MEASURING & TESTING EQUIPMENT USED Refer to attachment section J instead (indicate if separate equipment list is provided in attachment)

Equipment Type	Equipment Identity n°	Last Calibration Date	Expiry Date
Digital Pressure Gauge	95242	15.12.2020	15.12.2021

E - INSPECTION DETAILS

E1 - Details of Witness (W) & Hold (H) Inspection Points

- Visual Inspection of 60" Diving decompression chamber and found satisfactory.
- Verified the serial No. MEW/640ADC model 2 of 60" Diving decompression chamber.
- Witnessed pneumatic over pressure of 60" Diving decompression chamber @151psi (30 min Holding) and found no leakages and pressure drop and found satisfactory at the time of inspection.
- Soap Solution leak test was performed on piping, fittings, valves, and no leakages found and hence satisfactory.

GM-SI-101 INSP002-En Rev. 3 Copyright Bureau Veritas 10/2019

This template is intended exclusively when BV is acting as 3rd party inspection body. The use of present template is forbidden in the frame of 2nd party services where Client specification and templates must be used.

Industry & Facilities Division
Third Party Inspection Report

Page 3 of 6

INSPECTION REPORT Nr: DBA 4.21.324/IR-10 Revision Nr: 0

E2 - Details of Monitoring and Surveillance Patrols Tick if conducted during the visit

- Witnessed pneumatic over pressure of 60" Diving decompression chamber as found Satisfactory at the time of inspection.

E3 - Details of Certificates Review Tick if conducted during the visit

- Verified the calibration certificates of measuring instruments and found in order.

F - HEALTH, SAFETY & ENVIRONMENT COMMENTS (Comment on Observations and Actions Taken During the Inspection)

Two minutes check for my safety was carried out, work location was observed as safe for inspection.

G - NON CONFORMITIES Refer to attachment section J instead (indicate if separate punch list is provided in attachment)

Item	Description	Status	Raised on	Report Nr.	Closed on	Report Nr.	Comments
N/A							

H - PUNCH LIST ITEMS Refer to attachment section J instead (indicate if separate punch list is provided in attachment)

Item	Description	Status	Raised on	Report Nr.	Closed on	Report Nr.	Comments
N/A							

GM-SI-101 INSP002-En Rev. 3 Copyright Bureau Veritas 10/2019

This template is intended exclusively when BV is acting as 3rd party inspection body. The use of present template is forbidden in the frame of 2nd party services where Client specification and templates must be used.

Industry & Facilities Division
Third Party Inspection Report

Page 4 of 6

INSPECTION REPORT Nr: DBA 4.21.324/IR-10 Revision Nr: 0

I - DIGITAL PICTURES

GM-SI-101 INSP002-En Rev. 3 Copyright Bureau Veritas 10/2019

This template is intended exclusively when BV is acting as 3rd party inspection body. The use of present template is forbidden in the frame of 2nd party services where Client specification and templates must be used.

Industry & Facilities Division
Third Party Inspection Report

Page 5 of 6

INSPECTION REPORT Nr: DBA 4.21.324/IR-10 Revision Nr: 0

J - ATTACHMENTS

Item	Attachment Name	Total Pages	Description
01	2 Min Safety	01	2 Min Safety checklist
02	Time Sheet	01	Time Sheet

Annexure -01

Inspection Details:

- Witnessed Pneumatic over pressure test of the Diving decompression chamber with the following details:
- Description: 60" Diving decompression chamber
- Design Code: ASME Sec VIII Div-1 PVHO
- Country of origin: India
- Manufacturer: Mukul Engineering Works
- Manufacturer Serial No.: MEW/640ADC Model 02
- Year of Manufacture: 2021
- Design pressure: 135.12 psi / 9.5 Kg/ftq cm (g)
- Max. Pressure: 135.12 psi / 9.5 Kg/ftq cm (g)
- Pneumatic Over pressure test: 149.34 psi / 10.5 Kg/ftq cm (g)
- Pneumatic Test Date: 01.04.2021
- Mini Max. Temperature: 0-50 °C
- Radiography: 100 %

Pneumatic Test:

- Pneumatic over pressure test of Diving decompression chamber (Serial No.: MEW/640ADC model 2) has been witnessed as per the approved procedure and

GM-SI-101 INSP002-En Rev. 3 Copyright Bureau Veritas 10/2019

This template is intended exclusively when BV is acting as 3rd party inspection body. The use of present template is forbidden in the frame of 2nd party services where Client specification and templates must be used.

Industry & Facilities Division
Third Party Inspection Report

Page 6 of 6

INSPECTION REPORT Nr: DBA 4.21.324/IR-10 Revision Nr: 0

Found the following

- Test Pressure gauge calibration certificate was review and found satisfactory
- Chamber was tested for a pressure of 151 psi for 30 minutes and found to be Satisfactory.
- Soap solution leak test was performed for verification of the leakage & found Satisfactory at the time of inspection.

END OF REPORT

GM-SI-101 INSP002-En Rev. 3 Copyright Bureau Veritas 10/2019

This template is intended exclusively when BV is acting as 3rd party inspection body. The use of present template is forbidden in the frame of 2nd party services where Client specification and templates must be used.

Synergy Infrastructure





SYNERGY

INNOVATIVE DIVING EQUIPMENT TRADING LLC


INSPIRING • ENGINEERING • INNOVATION

UAE • UK • INDIA • AZERBAIJAN



Contact us

29th street, Amman Road, Behind Al Huraiz Est,
For Industry, Al Qusais, Industrail Area - 1,
Dubai, United Arab Emirates

Tel : 009714 2580533 
Fax : 009714 2580534 
UAE : 00971505648178 
UK : 00447951966260 

Website : www.synergyequipment.com
Email : ram@synergyequipment.com
For Sale : info@synergyequipment.com

